



타워크레인



타워크레인 부품리스트 | 구조물을 만들어 봅시다.

Diamond H8 (4)	Diamond H6 (3)	Diamond V6 (4)	Diamond V6 (5)	Rubi 8 (5)	Rubi 7 (7)	Rubi 6 (7)	Rubi 4 (8)	Rubi 2 (10)	Rubi 0 (6)	Rubi 0 (4)	Mini 2 (2)	Mini 2 (6)
직각연결책 (2)	Link (6)	12톱니기어 (4)	36톱니기어 (3)	크라운기어 (1)	중간연결책 (8)	축45 (5)	축64 (4)	오프로드 바퀴 (2)				

1 ★★★

- ×2
- ×1



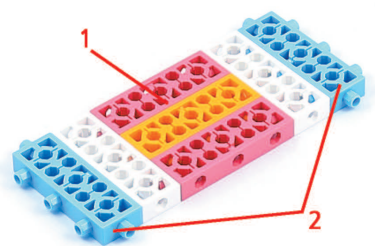
2 ★★★

- ×2
- ×2




같은 모형 2개를 만들어줍니다.

3 ★★★



4 ★★★


- ×2
- ×2
- ×2



같은 모형 2개를 만들어줍니다.


5 ★★★

- ×1
- A45
- ×1




6 ★★★

- ×4
- ×4
- ×2



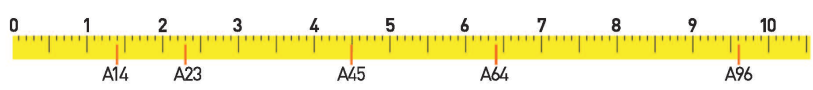
같은 모형 2개를 만들어줍니다.

7 ★★★






8 ★★★

- ×1




9***

-  ×1
-  ×2





10***

-  ×4




11***


-  ×2
-  ×1





12***




13***




14***

-  ×2
-  ×1




15***

-  ×4



16***




17***

×3




18***

×2
×1




19***



20***

×2



21***


×1
×1




22***

같은 모형 2개를 만들어줍니다.

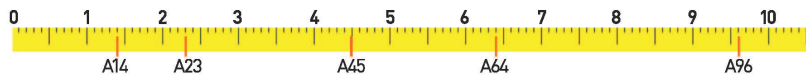

×2
×2
×2



23***



24***




25***


 ×2  ×2  ×3

 ×2 |  ×1
A45  ×1

 ×1 |  ×2
A64



26***





27***


 ×2 |  ×2
A45

 ×2  ×1


 ×1




28***




29 ★★★

-  ×2
-  ×1
-  ×1
-  ×2
-  ×1
-  ×1







30 ★★★

-  ×2



31 ★★★


-  ×2
-  ×2
-  ×2
-  ×2



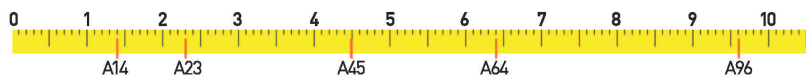

같은 모형 2개를 만들어줍니다.

32 ★★★

-  ×1
-  ×1
-  ×1



33 ★★★



34***



35***



바퀴의 고무를 벗겨서 사용합니다.



36***

실로 묶어줍니다.



완성

