

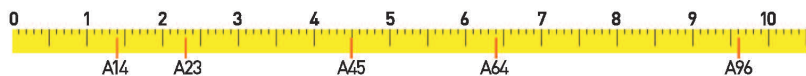


손선풍기



손선풍기 부품리스트 | 구조물을 만들어 봅시다.

Diamond H8 (1)	Diamond H6 (1)	Rubi 7 (2)	Rubi 6 (3)	Rubi 2 (3)	Rubi 0 (2)	Rubi 0 (1)	Mini 2 (1)	12톱니기어 (1)	36톱니기어 (1)	짧은연결축 (2)	중간연결축 (4)	모터 연결축(1)
직각연결축 (2)	축45 (2)	축64 (1)	축96 (1)									




실물크기사이즈

토리

31

1 ★★★

- 1 green 1x5 Technic axle with 5 holes ×1
- 1 red 1x5 Technic axle with 5 holes ×1
- 1 green 1x5 Technic axle with 5 holes ×1
- 2 grey 1x5 Technic axle with 5 holes ×2



2 ★★★

- 2 yellow 1x5 Technic axle with 5 holes ×2
- 1 yellow 1x5 Technic axle with 5 holes ×1
- 3 yellow 1x5 Technic axle with 5 holes ×3




3 ★★★

- 1 yellow 1x5 Technic axle with 5 holes ×1
- 2 red 1x5 Technic axle with 5 holes ×2




4 ★★★

- 1 red 1x5 Technic axle with 5 holes ×1
- 3 grey 1x5 Technic axle with 5 holes ×3
- 1 black 1x5 Technic axle with 5 holes ×1
- 1 grey 1x5 Technic axle with 5 holes ×1



5 ★★★

- 1 grey 1x5 Technic axle with 5 holes ×1




6 ★★★

×2 A45 ×1 ×1 ×1

×1 A96 ×2



7 ★★★



8 ★★★

완성

