

02



로봇팔



로봇팔 부품리스트 | 구조물을 만들어 봅시다.

Diamond H8 (1)	Diamond H6 (1)	Rubi 8 (3)	Rubi 7 (5)	Rubi 6 (2)	Rubi 2 (5)	Rubi 4 (12)	Rubi 0 (2)	Mini 2 (2)	Mini 2 (6)	Mini 1 (3)	Curve (6)	모터 연결책(2)
유니버설축 (1)	짧은연결책 (2)	중간연결책 (8)	직각연결책 (4)	긴연결책 (2)	washer (1)	8톱니기어 (1)	베벨기어 (1)	12톱니기어 (4)	24톱니기어 (2)	크라운기어 (2)	36톱니기어 (3)	축23 (1)
축45 (8)	축64 (4)											

1 ★★★

- ×1
- ×1




2 ★★★

- ×4



같은 모형 2개를 만들어 줍니다.

3 ★★★



4 ★★★


- ×2
- ×2



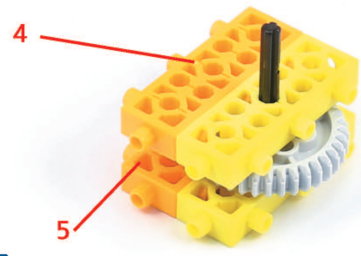
같은 모형 2개를 만들어 줍니다.

5 ★★★


- ×1
A45
- ×1



6 ★★★

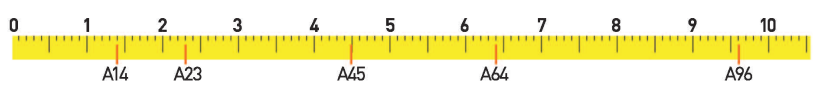



7 ★★★



8 ★★★


- ×2



실물크기사이즈

9***

 ×2




10***


 ×2 |  ×2 A64

 ×2  ×2

 ×1  ×1



11***




12***


 ×1  ×1

 ×4  ×1

 ×1 |  ×1 A64



13***



14***


 ×2  ×1

 ×1 A23

 ×2



15***




16***


 ×2  ×1 |  ×2 A45

 ×1  ×1

 ×1  ×1




17***








18***

-  ×2
-  ×1
-  ×1



19***

-  ×1
-  ×2
-  ×2
-  ×2




20***

-  ×1
- A64
-  ×1
-  ×1
-  ×1



21***



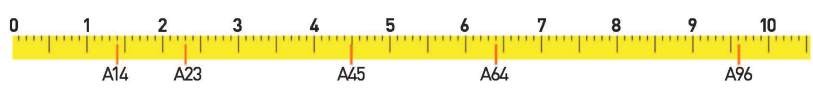
22***

-  ×1




23***




-  ×1
- A45
-  ×1
-  ×1
-  ×1
-  ×1




24***





25***

-  ×2
-  ×1
-  ×1





26***

-  ×2
-  ×2
A45
-  ×2
-  ×2




27***

-  ×1




28***


-  ×6
-  ×2
-  ×2



29***



30***



완성

