

01

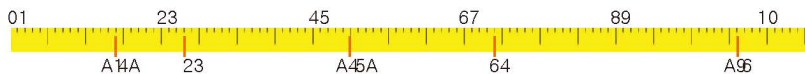


복엽기



복엽기 부품리스트 | 구조물을 만들어 봅시다

Diamond H8 (4)	Diamond H6 (2)	Diamond V6 (4)	Rubi 8 (8)	Rubi 7 (5)	Rubi 6 (7)	Rubi 4 (9)	Rubi 2 (7)	Rubi 0 (4)	Mini 2 (3)	Mini 2 (4)	Mini 2 (2)	Link (4)
긴연결축 (1)	12톱니동근기어(2)	모터연결축 (1)	A23 (1)	A64 (2)	오프로드바퀴((2)	DC 모터 (1)	6V건전지 케이스 (1)	SWITCH (1)	연결축 (1)			





Actual size of axis

1 ★★★

-  ×1
-  ×2
-  ×1



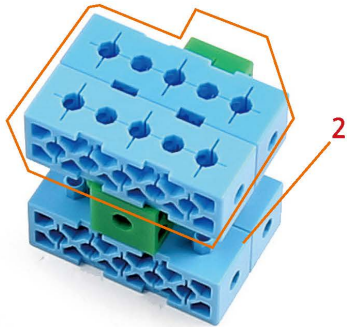
2 ★★★

-  ×1
-  ×2




3 ★★★



3-1




-  ×2

3-2








-  ×2
-  ×2


3-3



4 ★★★

4-1

-  ① ×4
-  ② ×2
-  ③ ×4
-  ×2
-  ×2

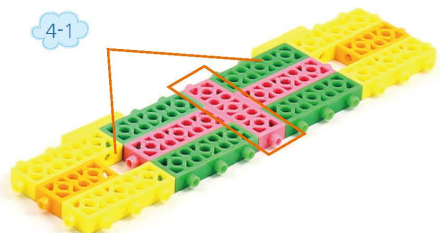


같은 모형 2개 만들어줍니다



4-2

4-1

-  ×1




5 ★★★




6 ★★★

6-1 같은 모형 2개 만들어줍니다.





-  ×4
-  ×2
-  ×4
-  ×2
-  ×2

6-2








-  ×1

7 ★★★



Actual size of axis

8 ★★★

-  ×1
-  ×1
-  ×1
-  ×1
-  ×1




9 ★★★

-  ×2
-  ×2
-  ×2




같은 모형 2개 만들어줍니다.

10 ★★★



11 ★★★

-  ×2




12 ★★★

-  ×2
-  ×2
-  ×2
-  ×1
-  ×2
- A64




13 ★★★




14 ★★★

-  ×1



15***



 × 3  × 2 × 1
A23  × 1

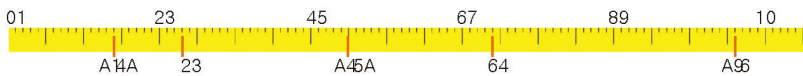
16***




Complete***



 × 1  × 1  × 1



Actual size of axis



스위치 Manual

