

03



펠리칸봇




펠리칸봇 부품 리스트 | 구조물을 만들어 봅시다.

Diamond H8 (4)	Diamond H6 (6)	Diamond V6 (4)	Rubi 8 (2)	Rubi 8 (4)	Rubi 7 (4)	Rubi 6 (6)	Rubi 4 (15)	Rubi 2 (7)	Rubi 0 (2)	Mini 2 (6)	Mini 2 (4)	Mini 2 (4)
Mini 1 (4)	Curve (5)	Curve (4)	Link (7)	Triangle (2)	36톱니 동근기어 (2)	24톱니 동근기어 (2)	12톱니 동근기어 (2)	중간연결축 (11)	얇은연결축 (2)	A23 (2)	A45 (4)	A64 (2)
DC모터 (1)	6V 건전지 케이스 (1)	SWITCH (1)	연결축 (1)									

1 ★★★


1-1

-  ×1
-  ×2
-  ×2



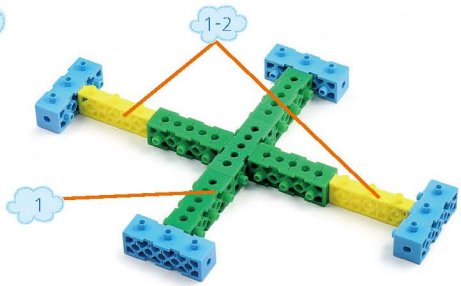
1-2

-  ×2
-  ×2
-  ×2







같은 모형 2개 만들어줍니다.

1-3

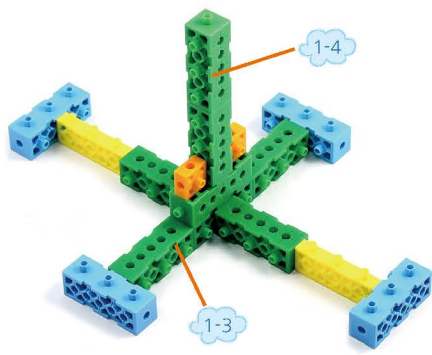


1-4

-  ×2
-  ×1
-  ×2











1-5



2 ★★★

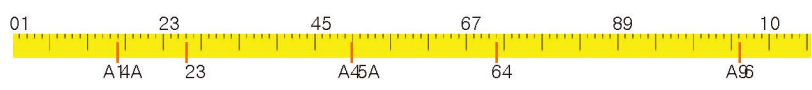
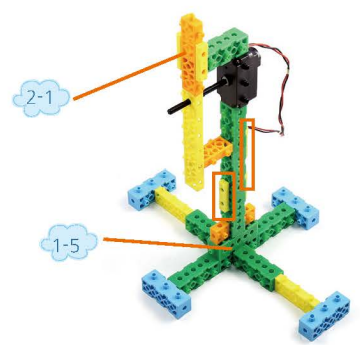
2-1

-  ×1
-  ×3
-  ×1
-  ×2
-  ×1
-  ×1
-  ×2



2-2





-  ×3



Actual size of axis

3 ★★★

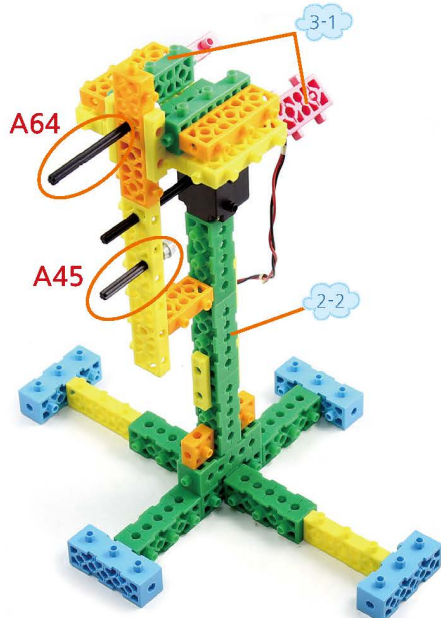
3-1

-  ×4
-  ×2
-  ×2
-  ×2



3-2

-  ×1
A64
-  ×1
A45
-  ×2



4 ★★★

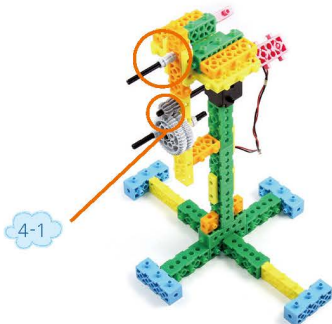
4-1

-  ×2
-  ×1
A45
-  ×1



4-2


-  ×2
-  ×2



5 ★★★


5-1

-  ×1
-  ×2
-  ×1
-  ×1



5-2

-  ×1
-  ×1
-  ×1



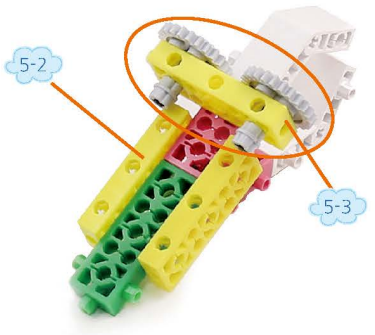
5 ★★★

5-3


-  ×1
-  ×2
-  ×2
-  ×2



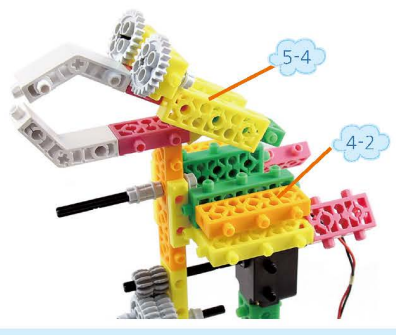
5-4



5-5




5-6





6 ★★★


6-1

-  ×1
-  ×1
-  ×1









6-2

-  ×1
-  ×1
-  ×1

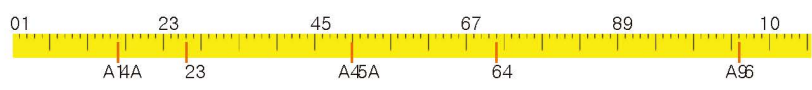



6-3

-  ×1
-  ×1
-  ×1
-  ×1
-  ×1
-  ×1






6-4




Actual size of axis

6 ★★★

6-5


-  ×1
-  ×1
-  ×1



7 ★★★


7-1

-  ×1
-  ×1
-  ×1










7-2

-  ×1
-  ×1
-  ×1




7-3

-  ×1
-  ×1
-  ×1
-  ×1
-  ×1
-  ×1
- A45**






7-4



8 ★★★

8-1

-  ×1
-  ×1
-  ×1



8-2

-  ×4







8 ★★★

8-3









9 ★★★


9-1

-  ×2
-  ×1
-  ×1
-  ×1




9-2

-  ×1
-  ×1
-  ×2
-  ×2
-  ×1
-  ×1





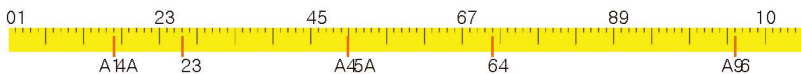

9-3



9-4

같은 모형 2개 만들어줍니다.

-  ×2
-  ×2



Actual size of axis

9 ★★★


9-5



Complete ★★★



 ×1  ×1  ×1



스위치 Manual

