

# 과녁맞히기 게임

게임을 해 보아요

👉 과녁 맞히기 놀이를 해 봅시다.


준비물 : 토리석궁, 과녁, 고무줄 (별매), 발사 축

## 게임설명

- 축을 장착한 석궁을 쏘아 과녁을 맞히는 게임입니다.

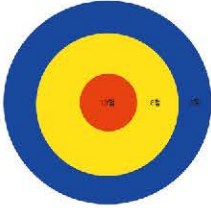
## 게임방법

- 1) 축을 석궁에 장착합니다.
- 2) 석궁의 방아쇠를 당겨 축을 발사시킵니다.
- 3) 친구와 번갈아 가며 석궁을 발사합니다.
- 4) 과녁의 맞힌 부분 점수를 획득합니다.(중앙에 맞힐수록 높은 점수를 얻습니다.)



이름	1회	2회	3회	4회	5회	총 점
	점	점	점	점	점	점
	점	점	점	점	점	점

# 토리석공을 조립해 봅시다








## 석공 부품리스트

- |             |           |             |          |          |          |          |           |              |          |           |
|-------------|-----------|-------------|----------|----------|----------|----------|-----------|--------------|----------|-----------|
|             |           |             |          |          |          |          |           |              |          |           |
| 굵은돌기수평셀 (4) | 굵은수평셀 (3) | 굵은돌기직각셀 (2) | 8돌기셀 (6) | 7돌기셀 (7) | 6돌기셀 (7) | 4돌기셀 (4) | 2돌기셀 (10) |              |          |           |
|             |           |             |          |          |          |          |           |              |          |           |
| 기본셀 (10)    | 2단셀 (4)   | 굴절셀 (6)     | 연결셀 (4)  | 삼각셀 (5)  | 1단셀 (2)  | 축45 (1)  | 축96 (1)   | 12톱니동근기어 (2) | 긴연결잭 (1) | 짧은연결잭 (2) |

1 같은 모형 2개를 만들어 줍니다.




2 고무줄을 그림과 같이 끼워줍니다.






9




10




11

같은 모형 2개를 만들어 줍니다.




12



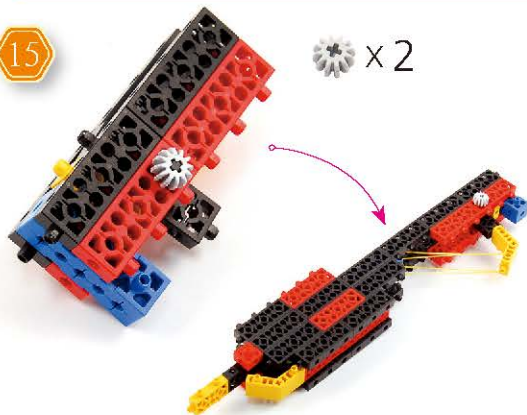
13




14




15



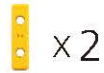
16



17



x4




x2




x2

18

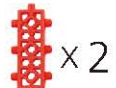



19




20

같은 모형 2개를 만들어 줍니다.



x2



x2




x2



x4

21



x1




x1

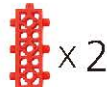


x1

22



23



x2



x2



x1



x1

A96

24



완성