



극한작업로봇

“사람이 갈수 없는 곳” 즉 위험하거나 지저분하거나 좁거나 하는 곳에 카메라를 장착시켜 보내어 작업을 할 수 있게 만든 로봇을 극한작업로봇이라고 합니다. 앞으로는 더욱 더 많은 로봇들이 사람들을 대신하여 많은 일들을 할 것으로 예상됩니다




극한작업로봇 부품리스트 | 구조물을 만들어 봅시다.

굵은돌기 수평셀 (3)	굵은 수평셀 (3)	굵은돌기 직각셀 (6)	굵은 직각셀 (1)	8돌기셀 (2)	7돌기셀 (4)	4돌기셀 (6)	6돌기셀 (8)	2돌기셀 (7)	기본셀 (7)	2단셀 (11)	1단셀 (6)	굴절셀 (8)
연결셀 (4)	삼각셀 (5)	8톱니기어 (2)	24톱니동근 기어 (3)	베벨기어 (1)	12톱니동근 기어 (3)	크라운기어 (3)	36톱니동근 기어 (4)	월기어 (1)	짧은 연결재 (6)	중간연결재 (15)	긴연결재 (3)	모터연결재 (1)
오프로드바퀴 (3)	축14 (2)	축23 (2)	축45 (4)	축64 (2)	축96 (3)	건전지 6V 케이스 (1)	DC모터 (2)	MAIN (1)				

1 ★★★


1-1



1-2




1-3



1-4




1-5




1-6




1-7



1-8




1-9




2***

2-1

- ① ×1 ×2
- ② ×1 ×1
- ③ ×1
- ④ ×1 ×1



2-2



3***


3-1

- ×1 A96
- ×1
- ×2



3-2

- ×2
 - ×2
 - ×2
 - ×2
- (가)
- (나)



3-3




3-4


- ×2
- ×1
- ×1



3-5




3-6



3 ★★★

3-7

3-6 모형



4 ★★★

4-1

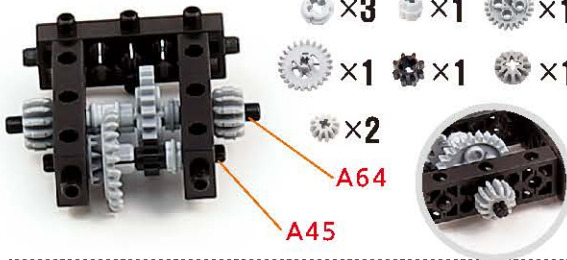
- ×1
- ×2
- ×2
- ×1
- ×2
- A14
- ×1



4 ★★★

4-2


- ×1
- ×1
- ×1
- ×2
- ×3
- ×1
- ×1
- ×1
- ×1
- ×1
- ×1
- ×2




4-3

4-1 모형

4-2 모형



4-4




- ×2
- ×2

4-5

4-3 모형

4-4 모형



4-6

A96

A23



- ×1
- ×2
- ×2
- ×2
- ×2
- ×2

4-7

4-5 모형

4-6 모형



4 ★★★

4-8



4-8 모형

×2


×2

4-9

×4

×2

×2



(가)

(나)

4-10



4-9 (가)모형

4-9 (나)모형

4-8 모형

4-11



3-7 모형

4-10 모형

4-12



4-11 모형




5 ★★★

5-1

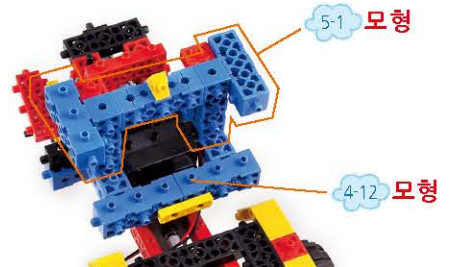
① ×1

② ×2

×2
 ×1



5-2




5-1 모형

4-12 모형

5***

5-3

5-2 모형



5-4




5-5

5-3 모형

5-4 모형

 ×2








5-6



6***

6-1


앞모습
A45

 ×1  ×2
 ×2  ×2
 ×2



뒷모습

 ×2



6-2

6-1 모형


5-6 모형



뒷모습

6-1 모형

5-6 모형



7***

7-1

×4 ×2 ×4 ×2



7-2



6-2 모형

7-4



7-3



8***

8-1

×1 ×1
 ×1



8-2



완성



※ 동작모드설정

ID 8
8