


02



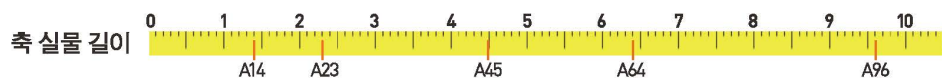
베벨과 크라운기어, 유니버설축 실험기

베벨기어와 크라운기어를 나타낸 것이 아닌 실제 유니버설축, 크라운 기어와 베벨기어의 사용법을
눈으로 보고 만들고 체험해 봅시다.



베벨, 크라운 기어, 유니버설축 실험기 부품리스트 | 구조물을 만들어 봅시다.


굵은 수평셀 (2)	굵은 돌기 직각셀 (4)	굵은 직각셀 (2)	8돌기셀 (2)	7돌기셀 (4)	6돌기셀 (1)	2돌기셀 (1)	기본셀 (3)	2단셀 (3)	베벨기어 (1)	크라운기어 (1)	36톱니동근 기어(3)	중간연결재 (5)
연결셀 (4)	직각연결재 (2)	유니버설축 (1)	모터연결재 (2)	축45 (2)	축64 (2)	축96 (2)						






1 ★★★


1-1

 ×4



1-2

①  ×2
 ②  ×2  ×2



2 ★★★

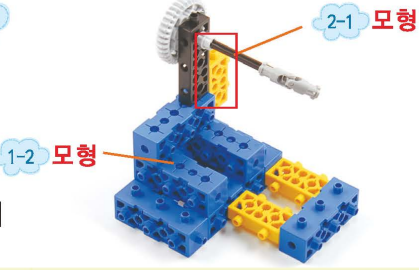
2-1

 ×1
 ×1  ×1
 ×1  ×1
 A64










2-2


 ×1



3 ★★★


3-1

 ×1  ×1
 ×1  ×1
 ×1  ×1  ×1
 A64











3-2


 ×1



4 ★★★


4-1

 ×3  ×2
 ①  ×1  ×3
 ②  ×1  ×1  ×1  ×1
 A96




4-2





4-1 모형  3-2 모형



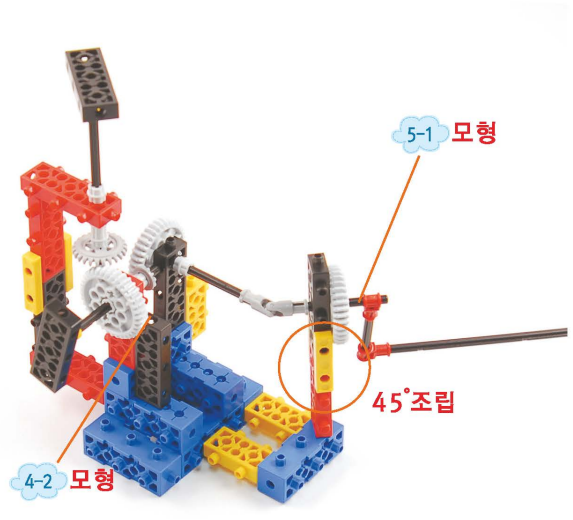
5 ★★★

5-1



- ①  ×1 ②  ×1  ×2
-  ×1  ×2  ×2  ×1

5-2



6 ★★★

