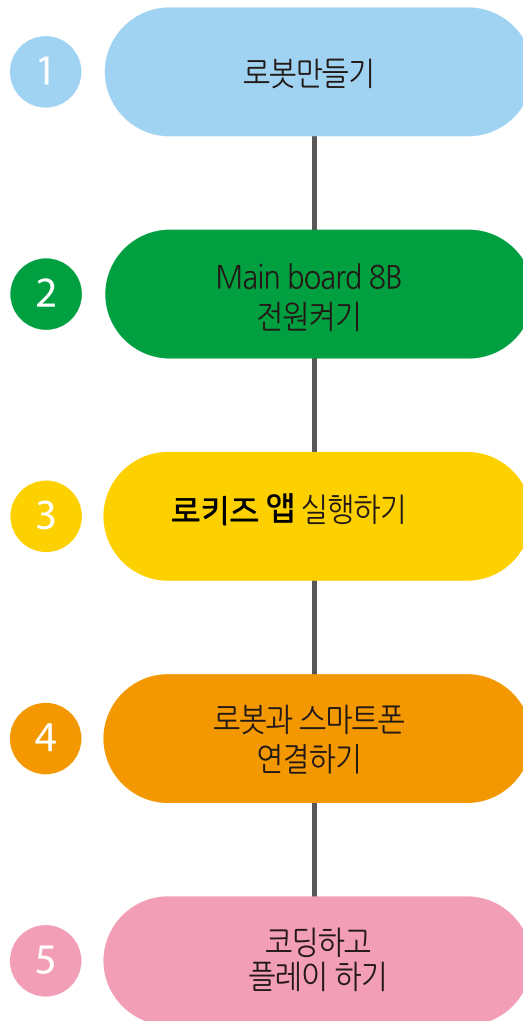


# CHACHA Manual



앱스토어에서 ‘ 로키즈앱 ’을 검색하세요.



### Example 1

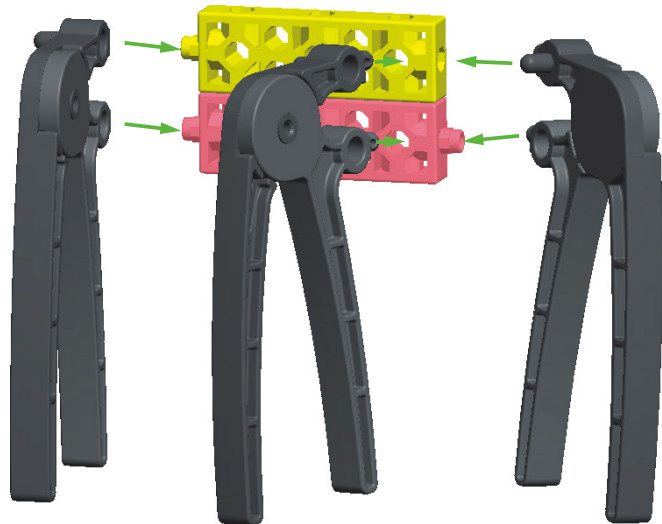
돌기와 돌기를 분리할 때

### Example 2

홀과 홀을 분리할 때

### Example 3


돌기와 홀을 분리할 때



Example 1

Example 2

Example 3



# 메인보드와 유선리모컨 사용법




## 메인보드 연결방법

### MAINBOARD 8B




## 블루투스 모듈



차차 메인보드는 블루투스 모듈과 유선리모컨 기능만 지원합니다.

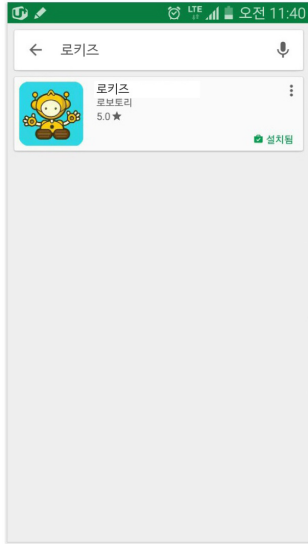
## 유선리모컨



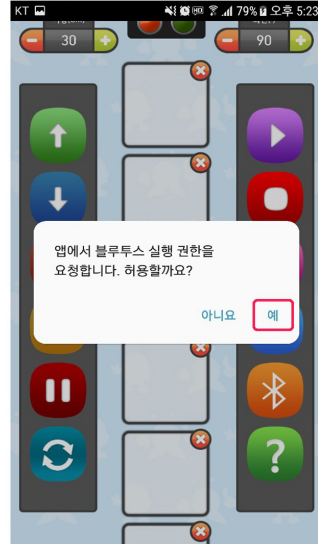


# 로키즈 앱 사용안내

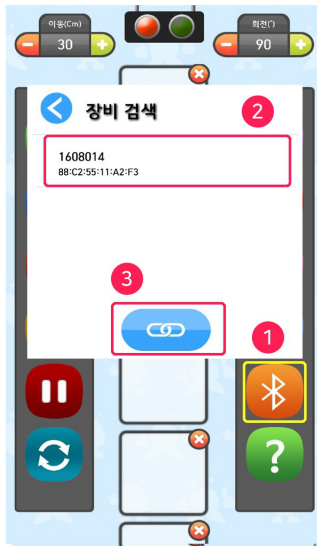
01 앱 스토어에서 '로키즈' 검색 후 설치



02 앱 실행 후 블루투스 ON



03 장비검색 후 모듈네임 클릭



04 장비 연결완료 (초록불 ON)

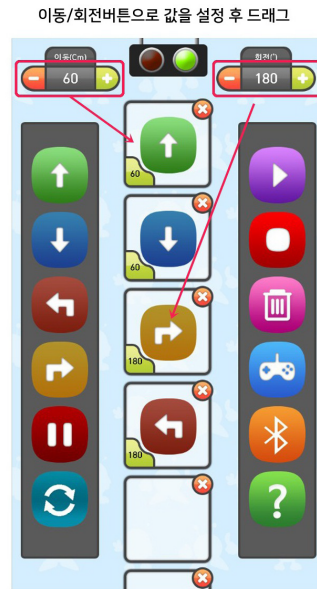


## 05 앱 메뉴블록 설명



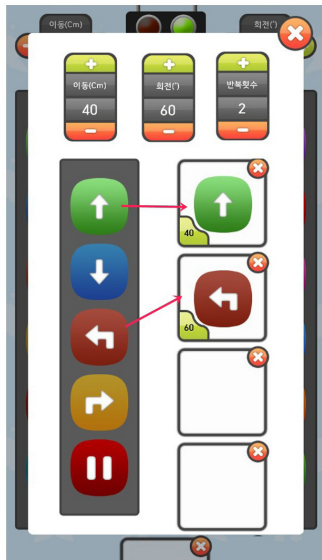
※ 노면 상태, 배터리 용량에 따라 이동 거리 및 각도는 다소 차이가 있을 수 있습니다.

## 06 앱 메뉴블록 사용

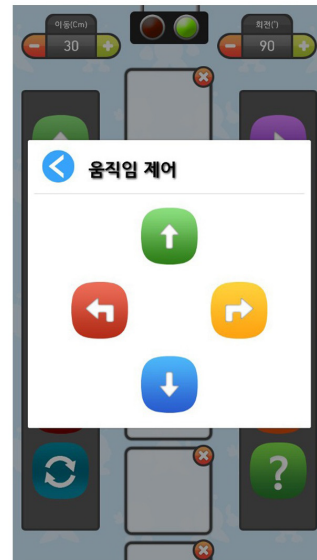


## 07 반복(루프) 사용방법

이동/회전/반복횟수 버튼으로 값을 설정 후 드래그



## 08 리모컨 사용방법




이 매뉴얼은 간단한 사용설명서만을 포함하고 있습니다.  
자세한 내용은 로보토리 홈페이지를 방문해 주세요.  
[www.robotori.com](http://www.robotori.com)

07



# Blue Crab



Blue Crab 부품리스트 | 모형을 만들어 봅시다.


Diamond H8 (1)	Diamond H6 (1)	Diamond V6 (1)	Mini 2 (2)	Curve (2)	Triangle (2)	Curve (2)	Link (2)	A23 (2)	Sawtooth12 (2)	Middle Connector(2)	The 16th shape of lizard (1)	Bluetooth module (1)

1 ★★★

① ×1

② ×1

③ ×1




2 ★★★

×2


×2

×2

×2  
A23



3 ★★★




4 ★★★


×2

×2

×2 ×2




5 ★★★



MEMO

6 ★★★



도마뱀의 16번째 모형