
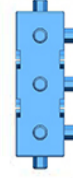


토리미니북 색칠놀이

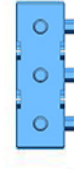
공룡을 색칠해 보세요



헤비셀



Diamond V8
x11



Diamond V6
x5



Diamond V6
x5

라이트셀



Mini 2
x1



Mini 2
x4

특수셀

기어
축



Triangle
x10



12 톱니기어
x2



A 45
x1

ROBOTORI TORI MINI BOOK

상상하고 만들고 코딩하고 플레이한다!

토리미니북 시리즈 - 토리공룡 스테고사우루스

동화 일러스트 작가와 콜라보를 통해 탄생한
토리미니북 시리즈를 만나보세요!

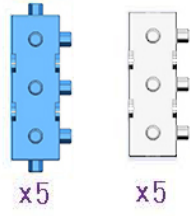
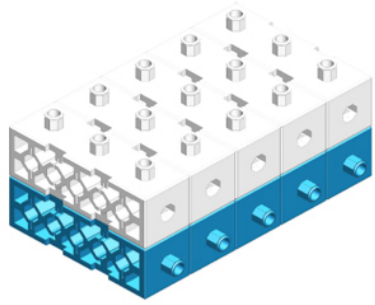
EDUCATIONAL TOY
ROBOTORI

www.robotori.com

토리공룡 스테고사우루스

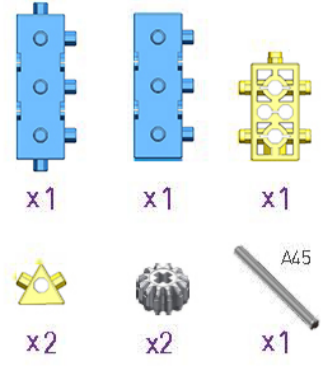



1



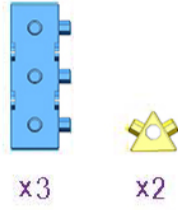
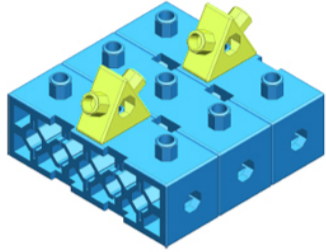
x5 x5

4



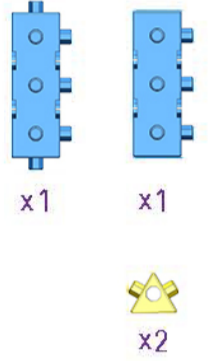
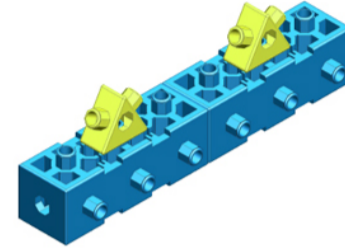
x1 x1 x1
x2 x2 x1

2



x3 x2

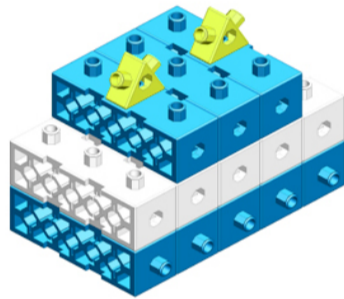
5



x1 x1
x2

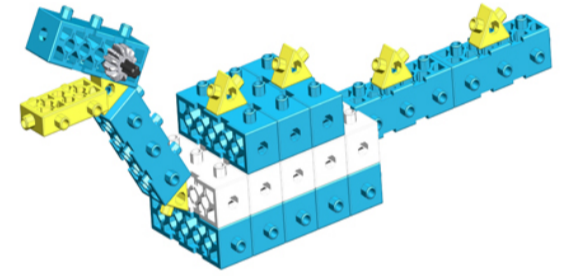
3

그림 1번과 2번에서 만든 모형을 조립합니다.



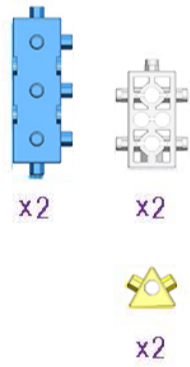

6

그림 3번, 4번, 5번에서 만든 모형을 조립합니다.



7

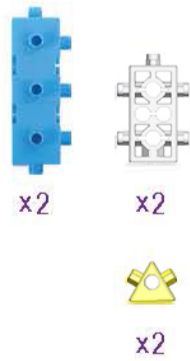
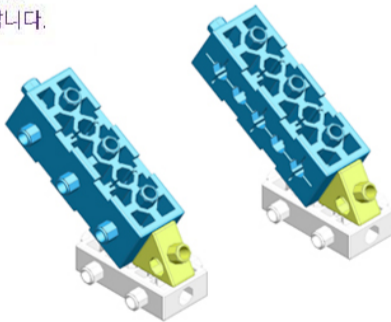
앞다리를 조립합니다.



x2 x2
x2

8

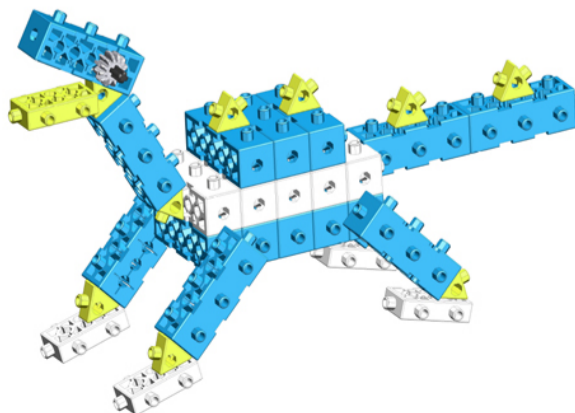
뒷다리를 조립합니다.



x2 x2
x2

9

그림 6번, 7번, 8번에서 만든 모형을 조립합니다.



토리미니북 토리공룡 스테고사우루스



토리미니북 온라인 매뉴얼