




잠수함

바다속에서 움직이는 배를 잠수함이라 합니다.
로봇을 잠수함 모양으로 만든 모형으로 다양한 모양의
잠수함을 창작하여 만들어 보세요.



잠수함 부품리스트 | 구조물을 만들어 봅시다.

굵은돌기 수평셀 (3)	굵은돌기 수평셀 (2)	굵은돌기 직각셀 (7)	굵은 직각셀 (6)	8돌기셀 (2)	7돌기셀 (2)	4돌기셀 (4)	6돌기셀 (12)	2돌기셀 (2)	7돌기셀 (10)	2단셀 (12)	굴절셀 (12)	연결셀 (7)
삼각셀 (3)	12톱니동 근기어 (2)	36톱니동 근기어 (4)	중간연결축 (4)	직각연결축 (1)	오프로드 바퀴 (2)	축23 (2)	축64 (3)	건전지케 이스 (1)	DC모터 (2)	유선 리모컨 (1)	메인보드 (1)	연결축 (1)
1단셀 (1)												

1 ★★★

1-1


-  × 2
-  × 4
-  × 4









조립주의

같은 모형 2개를 만들어 줍니다.

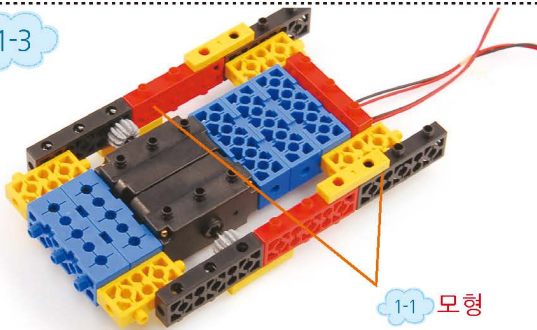
1-2



-  × 2
-  × 4
-  × 5
-  × 2
-  × 2
-  × 1

A23


1-3



1-1 모형

그림 1-1번과 1-2번에서 만든 모형을 조립합니다.


1-4



A64

-  × 2
-  × 4

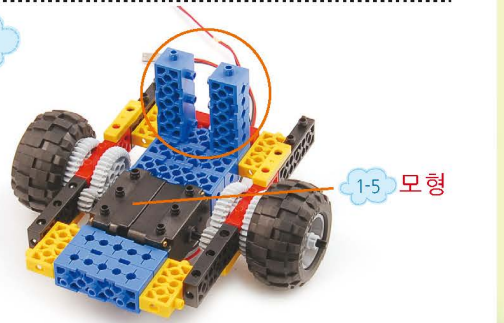
1-5



-  × 2
-  × 2

1-4 모형

1-6







1-5 모형


2 ★★★

2-1



-  × 1
-  × 2
-  × 2
-  × 2

2-2



2-1 모형


1-6 모형



잠수함

3***

3-1




 × 2  × 2  × 2

같은 모형 2개를 만들어 줍니다.

3-2

2-2 모형



3-1 모형

4***

4-1




 × 3

 × 6

같은 모형 3개를 만들어 줍니다.

4-2

3-2 모형




5***

5-1



 × 3

 × 2

 × 2  × 2

5-2


4-2 모형



5-1 모형

6***

6-1



 × 2

 × 2

같은 모형 2개를 만들어 줍니다.


6-2

 × 1




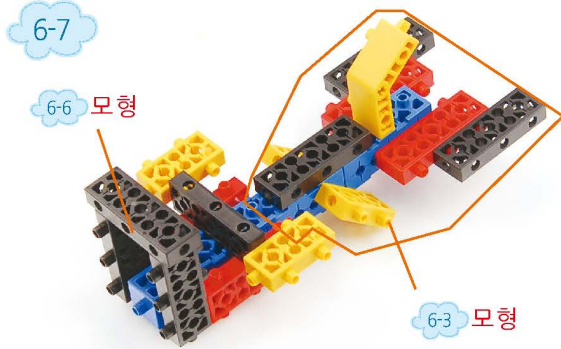


 × 1  × 1

 × 2  × 1

45°조립



6***






7***

7-1


× 1

× 1

× 1 × 2



옆모습




7-2

45°조립

× 6

× 1 7-1 모형




7-3

× 1

× 2

× 1 × 2 × 1



7-4

7-2 모형

7-3 모형

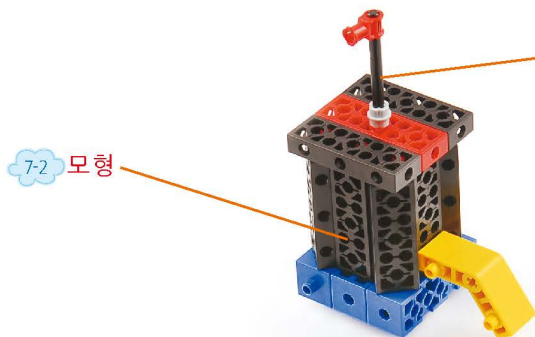




그림 7-2번과 7-3번에서 만든 모형을 조립합니다.

7-5

6-10 모형

7-4 모형





8 ★★★



× 1

메인보드 연결방법 및 설정

