

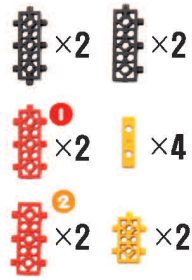


1 ★★★

1-1




1-2


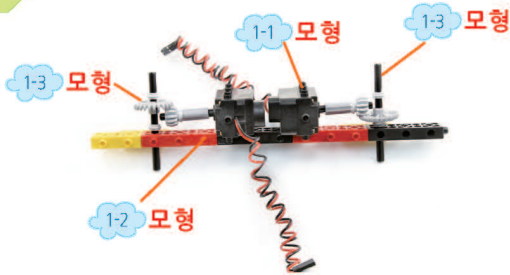


같은 모형 2개를 만들어 줍니다.


1-3



2 ★★★








3 ★★★



1-2번과 2번 모형을 그림과 같이 조립해 줍니다.


4 ★★★

-  ×1  ×2
-  ×1  ×2
-  ×2
A23



5 ★★★

3번모형과 4번모형을 그림과 같이 조립해줍니다




6 ★★★

6-1

-  ×4
-  ×2




6-2



5번모형과 6-1번모형을 그림과 같이 조립합니다





7 ★★★

-  ×4
-  ×4
-  ×4
A45





8***


8-1

-  ×2
-  ×4
-  ×2
-  ×2

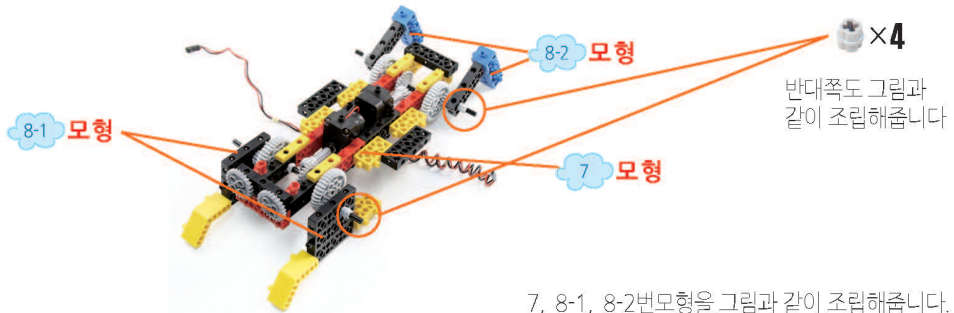


8-2

-  ×2
-  ×2



8-3




9***





-  ×1
-  ×1




10***




11 ★★★

-  ×2  ×1
-  ×1
-  ×1



12 ★★★



-  ×1
(유·무선 겸용)

